







NURSERY – SUMMER 2 – CREATE

Welcome to Nursery! This half term, we will be learning about life-cycles and how things grow. We will observe the changes in nature and explore buildings in London, as well as the Queen.

Life-cycle



Growing Things: Planting



London



Key Words

life-cycle

What is the life-cycle of a chick, frog or butterfly?

grow

What do seeds need in order for them to grow?

building

What buildings can you see?

change

What will it change into next?

seed

Where did we plant our seeds?

Queen

Who is our Queen?

Cultural Capital | Key Experiences

We will hatch real chicks and butterflies!

We will grow our own beanstalks and sunflowers and watch them grow!

We will explore famous buildings in London, such as Buckingham Palace!



NURSERY

CURRICULUM LEAFLET

SUMMER 1

GLOBAL GOAL: 3



Physical Development

We will be developing our large muscle movements by skipping, hopping and standing on one leg. We will also handle tools, objects, construction and malleable materials safely and with control.

How to help your child at home:

Encourage your child to develop their independence skills as they get dressed and undressed and by putting on their coats and doing up zips.

Personal, Social &

Emotional Development

We will talk about our feelings using words such as 'happy' and 'worried' and think about activities that make us feel those feelings.

How to help your child at home:

Encourage your child to express themselves during moments of frustration using their words.

Communication & Language

We will listen to and talk about stories to build familiarity and understanding. We will also engage in non-fiction books.

How to help your child at home:

Share a Non-fiction text with your child. Reinforce the new words of the week which is sent home weekly.

Literacy

We will continue to write our own names, as well as count and clap syllables in our name and other words. We will continue to learn new letter sounds and start using these sounds to blend words, e.g. c-a-t = cat.

How to help your child at home:

Practice recognising each weeks sound when you are out and about, e.g. look for them on street signs.

Mathematics

We will be comparing and recognising numbers and begin to experiment using symbols. We will also begin to recognise and use 2D and some 3D shapes and use different coins in the role play shop.

How to help your child at home:

Practise counting to 5 and the 10 with your child. Encourage them to use different coins when going to the shops.

Understanding the World

We will be planting some seeds and looking after them and develop an understanding of growing, as well as exploring the key features of the life cycle of a plant and an animal. We will hatch real chicks and butterflies!

How to help your child at home:

Begin to understand the need to respect and care for the natural environment and all living things.

Expressive Arts and Design

We will be listening to music and talking about the pitch. We will represent their ideas whilst drawing.

How to help your child at home:

Encourage your child to draw at home using pencils, felt tip pens or chalk.