







# NURSERY – SPRING 2 – EXPLORE

Welcome to Nursery! This half term, we will be learning about different types of transport and journeys. We will observe the changes in nature in Spring time and learn about the celebration of Easter.


## Transport



## Easter



## Growing



## Key Words

**Travel**

What transport can you spot on your way to school?

**Easter**

Do you celebrate Easter at home?

**Grow**

What do seeds need in order for them to grow?

**Car, bus, aeroplane, boat, train, bike**

What are all of the different ways we can travel?

**Celebration**

How is Easter celebrated?

**Seed**

Where did we plant our seeds?

## Cultural Capital | Key Experiences

We will go on the bus and visit a local community garden.

We will go on an egg hunt.

We will be planting seeds in our Nursery garden.



# NURSERY

## CURRICULUM LEAFLET

### SPRING 2

#### GLOBAL GOAL: 3



#### Physical Development

We will be developing our large muscle movements by waving flags and streamers, painting and making large marks in the outdoors.

##### How to help your child at home:

Encourage your child to develop their independence skills as they get dressed and undressed and by putting on their coats and doing up zips.

#### Personal, Social &

#### Emotional Development

We will be practising our turn taking and sharing skills. We will be using sand timers to support this.

##### How to help your child at home:

Play board games/ turn taking games.

#### Communication & Language

We will learn new vocabulary associated with transport and growing. We will learn new songs and poems.

##### How to help your child at home:

Share a book with your child every-day and encourage them to talk about the pictures and the story. Reinforce the new words of the week which is sent home weekly.

#### Literacy

We will continue to develop our story telling skills by acting out the characters in our core books. We will continue to develop our pencil control to mark make.

##### How to help your child at home:

Watch the stories on YouTube and discuss the books with your child. Encourage your child to practise some letters in their name correctly.

#### Mathematics

We will be identifying and talking about patterns. We will also explore patterns in nature.

##### How to help your child at home:

Point out patterns around you—on clothes, designs on rugs and wallpaper etc.

#### Understanding the World

We will be learning about different journeys that we take and the transport that we use to take us to different countries.

We will be planting some seeds and looking after them and develop an understanding of growing.

##### How to help your child at home:

You could grow some easy care plants such as cress or herbs and talk about the growth process.

#### Expressive Arts and Design

We will be listening to music and talking about the pitch. We will represent their ideas whilst drawing.

##### How to help your child at home:

Encourage your child to draw at home using pencils, felt tip pens or chalk.