


# Princess May Primary School

## Year 6 Parents' Meeting





# Our Curriculum

- At Princess May Primary School, we provide pupils with a global curriculum based on knowledge and skills that is relevant for the 21st century. These skills are critically important for future success. We believe that global learning helps pupils make sense of the increasingly complex and rapidly changing world in which they live. Our curriculum enables pupils to think critically about world issues and to develop an awareness of the impact our own actions can have on others.
- World Leaders have committed to the **Sustainable Development Goals**. They consist of 17 goals to achieve 3 extraordinary things by 2030: ***to end extreme poverty, fight inequality and injustice, and tackle climate change.***





# Year 6 Timetable

KS2 Weekly Timetable – Year 6												
	8:45-9:00	9:00-10:00	10:00-11:00	11:00-11:15	11:15 - 11:30	11:30-12:30		12:30-13:30	13:30- 13:45	13:45 -14:45	14:45-15:25	15:20 - 15:30
Monday	Soft Start	DR	Maths Set Groups	Whole school Assembly	B	Writing		L	Daily Storytime	History	Computing	Home time
Tuesday	Soft Start	DR	Maths Set Groups	Well-being	R	Writing		U	Daily Storytime	Science	PSHE	
Wednesday	Soft Start	DR	Maths Set Groups	Performance Assembly	E	Writing		N	Daily Storytime	ART	PE	
Thursday	Soft Start	SPAG	Maths Set Groups	Class Assembly/ Personal Development	A	Library	12:00 PPA	C	Daily Storytime	PPA Spanish	PPA PE	
Friday	Soft Start	RE	Maths (In Class) Homework Check Arithmetic Paper	Whole school Achievement Assembly	K	Reading Homework check (Whole Class) 11:30 -11:50	11:50 DT	H	Daily Storytime	Music	Green Time 14:45-15:25	





## Timetable Rockstars

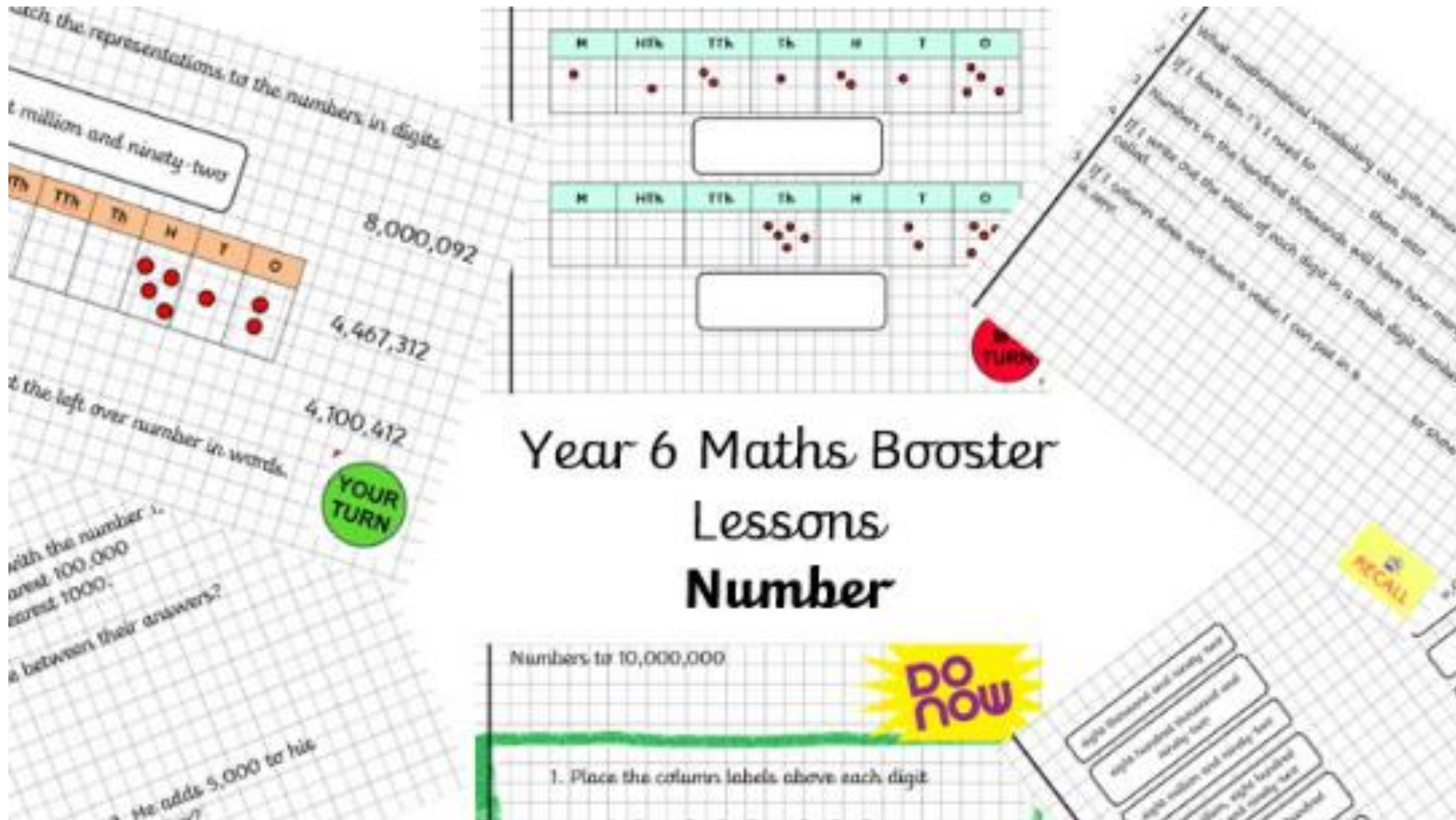
- Pupils all have a unique login for times tables practise platform TTRockStars . We can't stress enough how important children knowing their timetables and related facts is, so please encourage your children to use this platform to practise them





# Boosters

- There will be weekly boosters on Friday. If your child has been chosen to take part in booster, you will be given a letter in the coming weeks.



# CATs Test



Test to be administered - Monday 9<sup>th</sup> October –  
Wednesday 11<sup>th</sup> October





# Key Stage 2

## Standard Assessment Tests

### National curriculum tests (SATs)

#### Date

#### Exam

Monday 13 May 2024

Grammar, Punctuation & Spelling - Paper 1  
Grammar, Punctuation & Spelling - Paper 2

Tuesday 14 May 2024

English Reading

Wednesday 15 May 2024

Maths Paper 1 (Arithmetic)  
Maths Paper 2 (Reasoning)

Thursday 16 May 2024

Maths Paper 3 (Reasoning)



# **Key Stage 2**

**Standard Assessment Tests**

**National curriculum tests (SATs)**

Autumn 1 – Assessment Week

Monday 16<sup>th</sup> October – Thursday 19<sup>th</sup> October





# **Key Stage 2**

## **National Curriculum Tests**

**The range of scaled scores available for each KS2 test ranges from 80, the lowest possible scaled score, to 120, the highest possible scaled score. A scaled score of 100 or more means that the child has met the expected standard in each KS2 SATs test; a scaled score of 99 or less means they haven't reached the government-expected standard.**



# **Key Stage 2**

## **National Curriculum Tests**

**Children's performance in WRITING is continuously assessed by the Year 6 teachers and school management team. Assessments are internally moderated by all teaching staff in moderation meetings.**

**Your child's final result will be decided upon based on the evidence that we have in their books. This decision is moderated by The Learning Trust for accuracy.**



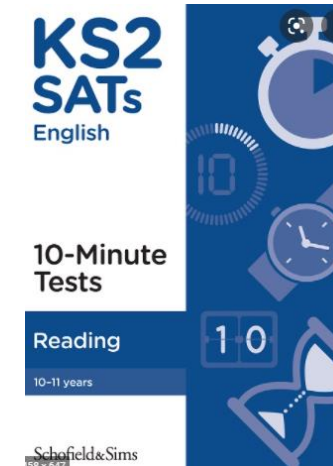
# Homework

Pupils have received workbooks to take home for reading and maths

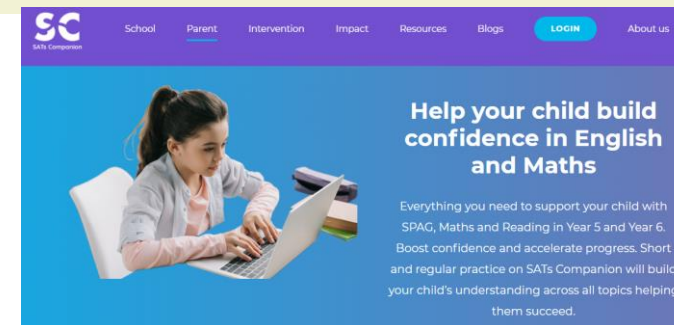
Pupils will bring this book to school each **Friday** and we will go through the answers together in class

## Expectations

- Reading activity
- Maths arithmetic activity
- Weekly spellings
- Reading daily (at least 15 minutes)  
+ update reading journal



Later in the term we will also introducing ***SATs Companion***, where we will set the children individual targeted activities to help your child build confidence in English, SPAG. It will help boost confidence and accelerate progress. For this your child will need access to a laptop or a tablet.



# Residential Trip

We are going to our residential trip from **Monday 1<sup>st</sup> July – Wednesday 3<sup>rd</sup> July**. This trip will be a fantastic experience for the children and one which they will remember for years to come. It will consist of fun-filled activities, where they will experience a true outdoor adventure! Every day at will be structured to offer a variety of action-packed sessions across land, air and water, helping the children develop core skills, build confidence and most importantly have fun from start to finish.





# Residential Trip

We will stay at Grosvenor Hall, Ashford Kent




<https://www.kingswood.co.uk/activity-centres/grosvenor-hall/>



# Residential Trip



## Activities





# Residential Trip

## Activities



# Residential Trip

We will stay at Grosvenor Hall, Ashford Kent. To find out more please visit

<https://www.kingswood.co.uk/why-kingswood/parents/>



The price is **TBC** which includes travel, meals, accommodation and all the activities. This can be broken down and paid in instalments of **TBC**







We would like to remove all cash and cheques from school, please help us to achieve this. You can now pay online or take cash into your local PayPoint store.

You will be sent an 'activation letter' in English which contains details to allow you to start using the ParentPay website. If you want to use PayPoint please contact the school they will order you a PayPoint card.

On the letter you will see:

**USERNAME:** your username      **PASSWORD:** your password

If you have lost this or haven't received it please contact your school for a copy - then follow these steps:


1. Go onto the Internet and find [www.parentpay.com](http://www.parentpay.com)
2. The Account Login box is in the top right corner of the screen
3. Enter the **USERNAME** and **PASSWORD** provided in your letter and click **ACTIVATE**
4. On the next screen you can choose to change your username and / or password to something you can remember
5. Enter your email address
6. Add a security question and answer
7. Add any other information requested on the screen
8. Then click **CONTINUE**

Your account will now be activated and you can pay your school for items listed on ParentPay.

If you choose to pay by PayPoint you will be given a card. Use this card at your local PayPoint store to make a payment.

Thank you for your co-operation.

[www.parentpay.com/parents](http://www.parentpay.com/parents)



# Parent Pay

**ParentPay** is the market leading online payment service for schools and families. It is a safe and easy way to make payment for school lunches and school trips.

At Princess May Primary School, we are moving towards becoming cashless. In order to do this successfully, all families should create their ParentPay account which will allow you to make secure payments to school for your child's school lunch or trip. Please contact the school office to receive your unique username and password.





# Questions

