

Princess May Primary School

Year 1 Parents' Meeting






Welcome to Year 1!



- In Year 1, we provide a safe, caring and stimulating environment.
- A home away from home 😊





Our Curriculum

- At Princess May Primary School, we provide pupils with a global curriculum based on knowledge and skills that is relevant for the 21st century. These skills are critically important for future success. We believe that global learning helps pupils make sense of the increasingly complex and rapidly changing world in which they live. Our curriculum enables pupils to think critically about world issues and to develop an awareness of the impact our own actions can have on others.
- World Leaders have committed to the **Sustainable Development Goals**. They consist of 17 goals to achieve 3 extraordinary things by 2030: ***to end extreme poverty, fight inequality and injustice, and tackle climate change.***
















What your child will learn in Year 1




Princess May Primary Year 1 Overview

	Discover		Explore		Create	
Subject	Autumn 1	Autumn 2	Spring 1	Spring 2	Summer 1	Summer 2
Global Themes	We explore these Global Themes across the curriculum subject areas. We also learn about specific Sustainable Development Goals linked to our topics.					
		Project Outcome: KS1 Black History Month Project		Project Outcome: Plastic Pollution project		Project Outcome: Community clear-up scheme
Year 1 Changemakers	Year 1's changemaker focus is Musicians . We learn about Handel and Bob Marley and the impact they have had on our world.  					
Personal Development	Throughout the year, we learn how to flourish as individuals by exploring, reflecting on and developing our five pillars of character. 			We use the ' Agents ' to reflect on our learning behaviours and develop a Growth Mindset. 		
Oracy	Oracy is the ability to articulate ideas, develop understanding and engage with others through spoken language, including debate. At Princess May we provide a high-quality oracy education by explicitly teaching children through talk and to talk. We focus on teaching the following skills across the curriculum areas:					
	Physical Use non-verbal signals to indicate a contribution to a discussion. Understand importance of posture 	Linguistic Choose an appropriate sentence stem. Use taught vocabulary accurately in discussions		Cognitive Justify an opinion with an Explanation. Ask a relevant question		Social & Emotional Demonstrate active listening e.g. look at the speaker. Follow structure for turn-taking 

Year 1	Discover		Explore		Create	
	Autumn 1	Autumn 2	Spring 1	Spring 2	Summer 1	Summer 2
Reading (Destination Reader)	Read Write Inc. This Key Stage One programme builds on the systematic teaching of synthetic phonics in Reception whilst also developing a significant sight word vocabulary. Children are taught to: learn to read and write letter-sound correspondences quickly, decode and spell, comprehend what they read, read with fluency and expression, write confidently using oral rehearsal and work effectively with a partner to articulate their learning at every step.					
Writing (Literacy Tree)	Naughty Bus by Jan Orle . Billy's Beast by Nadia Shireen	Astro Girl by Ken Wilson- Max . Send for a Superhero by Michael Rosen	The Sea Saw by Tom Perciva . The odd egg by Emily Gravett .	Lost and Found by Oliver Jeffers . Yeti and the Bird by Nadia Shireen	Stanley's Stick by John Healey . The Proudest Blue: A story of Hijab and Family by Ibtihaj Muhammad Paddington's Post by Michael Bond	Iggy Peck, Architect by Andrea Beatty and David Roberts . Julian is a Mermaid by Jessica Love
Maths (Maths Mastery)	Counting numbers to 10 Addition and Subtraction within 10	Shape and Patterns Numbers to 20 Addition and Subtraction within 20	Time Exploring calculation strategies within 20 Numbers to 50	Addition and Subtraction within 20 Fractions Measure, length and mass	Numbers 50-100 and beyond Addition and Subtraction Money	Multiplication and Division Measures – capacity and volume
Science (Beggchout)	Chemistry: Materials	Chemistry: Building Things	Physics: Seasons and the Weather	Physics: Sound	Biology: Plants	Biology: Living Things – Animal Kingdom
Humanities (Beachout)	History: Dinosaurs	History: Intrepid Explorers	Geography: Weather Patterns	Geography: Who lives here?	History: Famous Queens	Geography: Arctic Adventures
Computing (Kapow)	Online safety	Getting started	Algorithms unplugged	Programming Beebots .	Digital imagery	Introduction to data
Art (Kapow)	Formal elements of art- Shape, line and colour	Art & design skills	Landscapes using different media	Arts and Minds Wellbeing Project	Sculptures and collages	Whole School Project
DT (Kapow)	Cooking and Nutrition: Fruit and Vegetables Smoothie	Mechanisms: Moving Storybook	Structures: Windmills	Textiles: Puppets	Mechanisms: Wheels and Axles	DT Scrap Project
Music (Charanga)	Hey You!	Rhythm in The Way We Walk and Banana Rap	In The Groove	Round and Round	Your Imagination	Reflect, Rewind and Replay
RE (Hackney Agreed Syllabus)	How and why do people celebrate harvest?	How and why do Christians celebrate Christmas?	What are rituals and how do they differ from routines?	What does it mean to be a good friend?	How can we be kind to one another and look after each other?	What is a place of worship?
Spanish (Specialist)	Greetings, name and wellbeing	Numbers 1-20, Colour and shapes	The body, age, large classroom objects	Days of the week, small classroom objects, animal story	Verbs, instructions, seasons, animal story	Fruits, drinks
PSHE and Wellbeing (Kapow)	Ground Rules . Family and Relationships	Health and wellbeing	Safety and the changing body	Citizenship	Economic wellbeing	Transition
PE (GetSet4PE)	Fitness Team Building	Yoga Fundamentals	Ball Skills Invasion	Fitness Team Building	Yoga Fundamentals	Ball Skills Invasion






Specialist Teaching

- Weekly P.E lesson with a specialist coach
- Weekly Spanish lesson with specialist Spanish teacher – Mrs Hanley





Monitoring your child's progress



- Parents' Evenings
- Parent workshops
- Termly Assessments
- Half termly Parent Curriculum Maps
- End of Year report
- School website and Twitter
- Talk to class teacher






Parent Curriculum Maps

You can support your child by discussing their previous learning and practicing the key vocabulary. This will be sent home every half term.

 YEAR 1 CURRICULUM LEAFLET DISCOVER—AUTUMN 1 <i>Intrepid Explorers</i> 	PHONICS/ POETRY Read, Write, Inc. In Year 1, pupils have daily RWI lessons. Pupils are grouped by their phonic knowledge as well as their reading accuracy, fluency and comprehension. All Year 1 pupils will take part in the nation-wide Phonics Screening check in the Summer term. Our Talk through stories reading Programme is a classroom programme that encourages the children to love stories. We spend 5 days a week for 30 minutes exploring a range of different books including poetry, storybooks, rhymes, non-fiction Poetry: Children will begin to recite the following poems: Pie Corbett's Space Poems	WRITING This half term, children will be learning the text <i>Naughty Bus</i> by Jan Oke. As well creating their own story, the children will have the opportunity to write two simple pieces of information writing, one based on buses and another on toys. After reading all of the book, the children will use <i>Naughty Bus</i> to innovate upon, inventing the sequel for his adventures. Pupils will also study the text <i>Astro Girl</i> by Ken Wilson-Max. Children arrive to class to discover a backpack that contains several items and deduce that the owner might be an astronaut.	MATHS Review Prior Learning: <ul style="list-style-type: none">To match equal sets using one-to one correspondence count reliably with numbers from 1 to 10 New Learning: <ul style="list-style-type: none">Counting numbers to 10 Addition and Subtraction within 10
RE/ PSHE RE: How and why do people celebrate harvest? We will be learning about the question 'How and why do people celebrate harvest?' PSHE: Introduction: Setting ground rules for RSE & PSHE lessons, Wellbeing	PE In Year 1, we will have weekly PE lessons twice a week on <i>Wednesday and Friday</i> Our First Kicks sports coaches will be teaching PE every Wednesday. The pupils will be learning about <i>Fitness</i> . Then on Friday, pupils will be developing their <i>Team building</i> skills with their class teachers. Please ensure children wear their PE kits on those days.	COMPUTING Online Safety We will be learning about online safety, including using useful tips to stay safe when online; how to manage feelings and emotions when someone or something has upset us online; learning about the responsibility we have as online users; exploring the idea of a digital footprint.	ART/ DT Art : Formal elements of art- Texture and pattern Exploring three of the formal elements of art: shape, line and colour, children will mix and paint with secondary colours; use circles to create abstract compositions and work collaboratively to create a class piece of art inspired by water. DT: Food: Fruit and Vegetables Children handle and explore fruits and vegetables and learn how to identify which category they fall into, before undertaking taste testing to establish their chosen ingredients for the smoothie they will make and design packaging for.





Extra support



Children working above or below expectation will have their needs addressed through differentiated daily lessons or targeted support. These may include additional adult intervention, focused group work, one-to-one teaching and booster sessions.






Working in partnership

- Working in partnership with parents has a positive impact upon children's learning and development.
- We value your involvement in your child's education.






How can you support your child with their learning?

- Reading with your child daily
- Daily shared learning
"What did you learn today?"
- Providing a quiet place to study (away from any distractions)
- Good night's sleep!






Reading

- **Bring Book Bag daily into school.**
- **Read with your child daily.**
- **More practice the better they will become!**



Book Bag





Homework

Pupils will receive homework at the beginning of the half term. Pupils will bring their homework booklet to school each Friday and we will go through the answers together in class.

Expectations

- Maths and Literacy activity
- Weekly spellings
- Reading daily (at least 15 minutes) + update reading journal





School uniform



School Jumper



School Cardigan



White Collared Shirt –
No polo shirts



Grey school trousers



Grey school skirt



Grey school shorts



Summer Dress



School Tie



Plain black shoes - no high-top boots or trainers





PE Kit



Our PE days are Tuesdays and Fridays.



School uniform

School uniform is an important part of a school's identity. It reinforces who we are as a community and helps allow our children to feel pride in their school. It also ensures that our children are not put under any pressure because of the type of clothes they wear and ensures they are treated equally.

EXPECTATIONS

- It is Princess May Primary School expectation that each child wears their full school uniform, including a tie, every day.

SUPPLIERS

- Rough Cut Casuals is our uniform supplier and you can purchase school uniform at the store or online.
- Rough Cut Casuals – **16 Chapel Market, London, N1 9EZ**





School Lunches

- At lunchtime, your child can have a packed lunch prepared at home and brought into school, or a school dinner.
- You may decide that your child will have a healthy packed lunch which is prepared at home. Please note that our school is a 'nut free' zone which means that all types of nuts are banned. Also note that fizzy drinks/sweets/chocolate are not allowed.
- We encourage children to bring in a labelled water bottle daily.





Free School Meals

<https://www.princessmay.hackney.sch.uk/parents/dinner-menu/free-school-meals>

Why apply for Free School Meals?

By applying for Free School Meals, you are helping us to help your child get the most out of school. The extra funding that we get, we use to support children from low-income families achieve their potential. Here is a list of some of the ways that we use Pupil Premium funding to help children receiving Free School Meals:


- Subsidising school Educational Visits
- Subsidising Breakfast and After-school club places
- Providing classes with iPads
- Running small groups with children in need of extra support
- Offering counselling and well-being therapy



Steps to applying

1. Check this leaflet to see whether you receive any of the listed benefits.
2. Get your National Insurance number and email address ready.
3. Go to: www.learningtrust.co.uk/content/apply-free-school-meals
4. Register your details with Hackney Citizen Portal.
5. Add your child's details on the Portal and then follow the instructions for applying for Free School Meals.
6. Wait to see if you are eligible. The school will be told automatically if you are.

Remember, we are here to help you with your application.



Free School Meals

Empowering pupils for life.



What are Free School Meals?

Parents of children attending school nursery, junior classes in Years 3 to 6, or at secondary school in Hackney will have to pay for school meals, unless they are receiving benefits. All children starting school in Reception, Year 1, or Year 2 get a free meal at school regardless of income.

This means they get a delicious hot meal at no cost. However, if you are on a low income, you should still apply so that we can claim the Pupil Premium.



What is Pupil Premium?

The Pupil Premium is extra money paid direct to schools for each child who is eligible for free school meals due to the household being on a low income. It is used to support your child's education.

In 2021/22, if your child is eligible for free school meals and you apply for it, the school receives £1,345 extra funding to support their education.

"We are committed to giving a great educational experience to prepare every pupil for the future."




Who is eligible for Free School Meals?

You are eligible if you receive any of the benefits below:

- Universal Credit with an annual net earned income of no more than £7,400 (after tax and not including any benefits you get)
- Income Support
- Income-based Jobseeker's Allowance
- Income-related Employment and Support Allowance
- Support under Part 6 of the Immigration and Asylum Act 1999
- The guaranteed element of State Pension Credit
- Child Tax Credit (with no Working Tax Credit) with an annual gross income of no more than £16,190
- Working Tax Credit run-on (paid for the four weeks after you stop qualifying for Working Tax Credit)
- Children who receive a qualifying benefit in their own right are also allowed to receive free school meals





Breakfast and After School Club

You can find this information on our school website

Breakfast Club

- Breakfast Club is open daily between **7.45am - 8.55am** and costs £3 per session. Payment should be made via ParentPay.
- The pupils enjoy a healthy breakfast, followed by activities. If you are interested, please complete the form.
- [Click here to Register for Breakfast Club:](#) [Breakfast Club Form](#)

After School

- After School Club is designed to be a place where children enjoy learning in a stimulating, caring atmosphere and develop confidence or gain new skills.
- **After School Club** is available every day between **3.30pm - 4.45pm** for children from Reception to Year 6 and cost £3 per session. Payment should be made via ParentPay.
- Children are supervised at all times until the end of club. Please provide your child with a small, healthy snack. If you are late to collect your child, you will be charged a late fee of **£3** for every 5 minutes you are late.
- [Click here to Register for After School Club:](#) [After School Club Form](#)





We would like to remove all cash and cheques from school, please help us to achieve this. You can now pay online or take cash into your local PayPoint store.

You will be sent an 'activation letter' in English which contains details to allow you to start using the ParentPay website. If you want to use PayPoint please contact the school they will order you a PayPoint card.

On the letter you will see:

USERNAME: your username **PASSWORD:** your password

If you have lost this or haven't received it please contact your school for a copy - then follow these steps:

1. Go onto the Internet and find www.parentpay.com
2. The Account Login box is in the top right corner of the screen
3. Enter the **USERNAME** and **PASSWORD** provided in your letter and click **ACTIVATE**
4. On the next screen you can choose to change your username and / or password to something you can remember
5. Enter your email address
6. Add a security question and answer
7. Add any other information requested on the screen
8. Then click **CONTINUE**

Your account will now be activated and you can pay your school for items listed on ParentPay.

If you choose to pay by PayPoint you will be given a card. Use this card at your local PayPoint store to make a payment.

Thank you for your co-operation.

www.parentpay.com/parents




Parent Pay

ParentPay is the market leading online payment service for schools and families. It is a safe and easy way to make payment for school lunches and school trips.

At Princess May Primary School, we are moving towards becoming cashless. In order to do this successfully, all families should create their ParentPay account which will allow you to make secure payments to school for your child's school lunch or trip. Please contact the school office to receive your unique username and password.






Attendance and Punctuality

- Children are expected to attend school everyday.
- If your child is sick, you must call the office to report this.
- Permission will not be given for holidays in the term time and you may be fined.
- School starts at 8:55 and finishes at 3:25pm sharp. Please be on time, as it really impacts on learning.





Whole School Behaviour (Stay on Green)


- Children begin each day on **green**.
- A **blue** card is given to encourage children to recognise what they are feeling and what tools they can use to get back to green.
- A **yellow** card is given so that children have a chance to modify their behaviour.
- Continued misbehaviour leads to name moved to **RED** with 10 minutes time out in class.
- On return to class child is put back on **GREEN**.
- Positive behaviour is rewarded with **silver** then **gold**



[Click here to view the range](#)

*A text message will be sent, whenever your child gets a **RED** card or a **GOLD** award.*





Class School Behaviour

Children begin each week on the **sun!**



If they break a class rule they get put on a **cloud** 😞

If they break another class rule they have to go on a **black cloud** 😞 😞 😞 😞

Our Class Rules:

- **Listening ears**
- **Listening mouths**
- **Listen hands and feet**
- **Kind hands, feet and mouths** 😊





Supporting Mental Health and Wellbeing


Our school's approach to supporting the mental health and wellbeing of children at Princess May and their families is in three tiers.

- All children have access to the 'Whole School Offer' which includes access to Place2Be's lunchtime drop-in service and in-class Zones of Regulation emotional regulation support.
- For children who may benefit from additional support they will be involved in interventions described in the 'Group and Individuals' Intervention' provision.
- We also provide support to children requiring specialist support via a referral to Hackney's Educational Psychology and CAMHS services.



	Whole School Offer
	Groups and Individuals' intervention
	External Specialist Support and Referral






Educational Visits


There will be educational visits each half term to help enrich your child's learning. We always appreciate parent volunteers.






Educational Visits

Our first trip is on the 18th of October when we go to the Transport Museum! This links to our literacy text- The Naughty Bus.





About me!



Hello! I'm Ms. Dowdall.

I am from Ireland and moved to the U.K last year.

I have been teaching for about 6 years now.

Fun Approach to lessons by dancing, being dramatic and playing games!

I love dogs and can't function without at least two cups of coffee daily.



Questions

